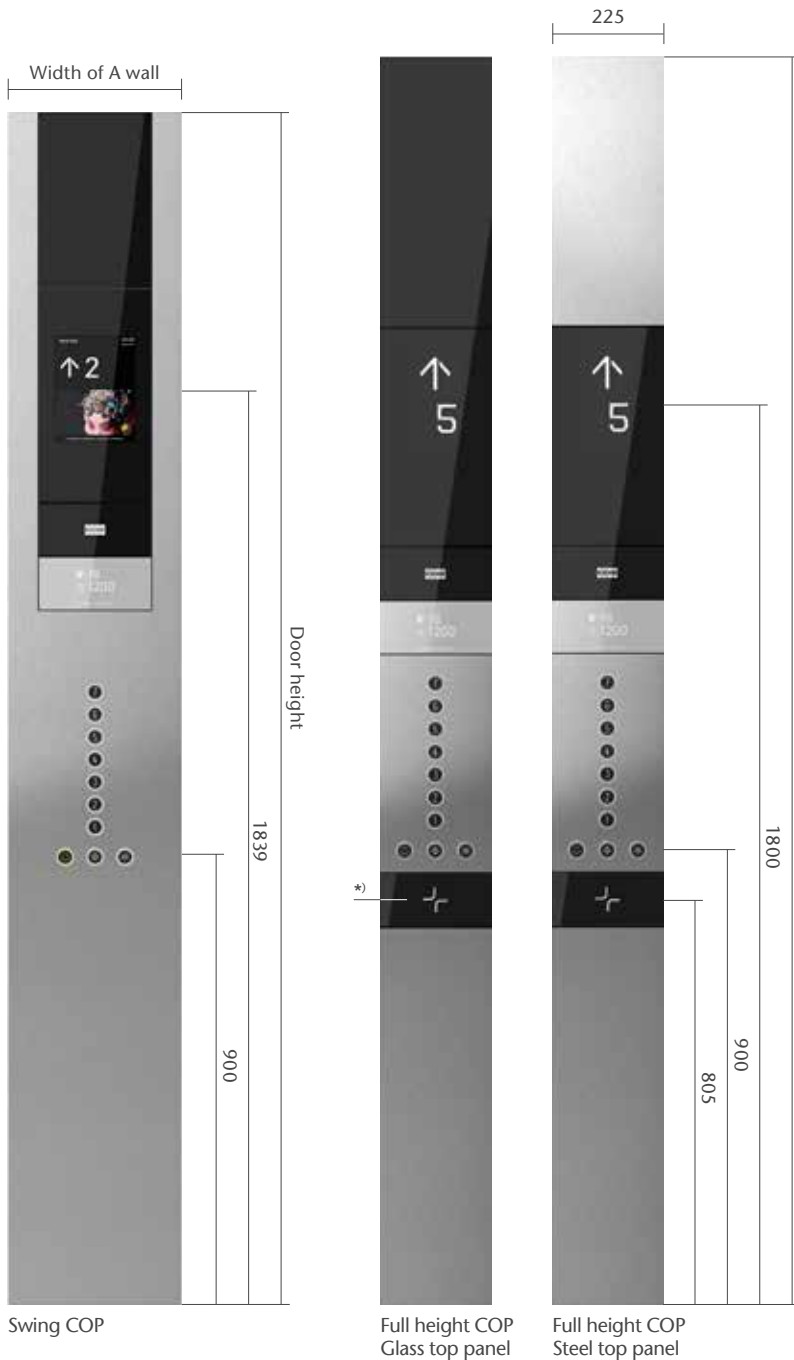


The background of the page is a close-up, low-angle photograph of a KONE KDS330 elevator control panel. The panel is dark grey or black with a silver-colored keypad. The keypad has 21 circular buttons arranged in three columns. The top button in each column is a larger, raised button with a number (19, 20, 21). Below these are buttons numbered 16, 17, 18; 13, 14, 15; 10, 11, 12; 7, 8, 9; 5, 6; and 3. At the bottom of the keypad are buttons with symbols: a left-pointing arrow, a right-pointing arrow, and a double arrow pointing left. Above the keypad, there is a digital display showing "16" and "1200". Above the display is the KONE logo. At the top of the panel, there is a large white arrow pointing up and the number "5".

# KONE SIGNALIZATION

KDS330

# CAR OPERATING PANEL (COP)




## KDS 330 DISPLAYS



5.7 inch STN LCD    9 inch STN LCD    Dot matrix, White, red

## TFT LCD DISPLAYS

Only available for Swing COP



## LANGUAGE

- English
- Simplified Chinese
- Traditional Chinese

- Key switches are also available
- COP faceplate is flush mounted

## BUTTONS



Flush mounted, collar finishing silver



Surface mounted, collar finishing silver brushed stainless steel



Other button options available for various code requirements

## BRAILLE AVAILABLE AS AN OPTION



Surface mounted, mirror polished



Flush mounted, brushed



Surface mounted, mirror polished

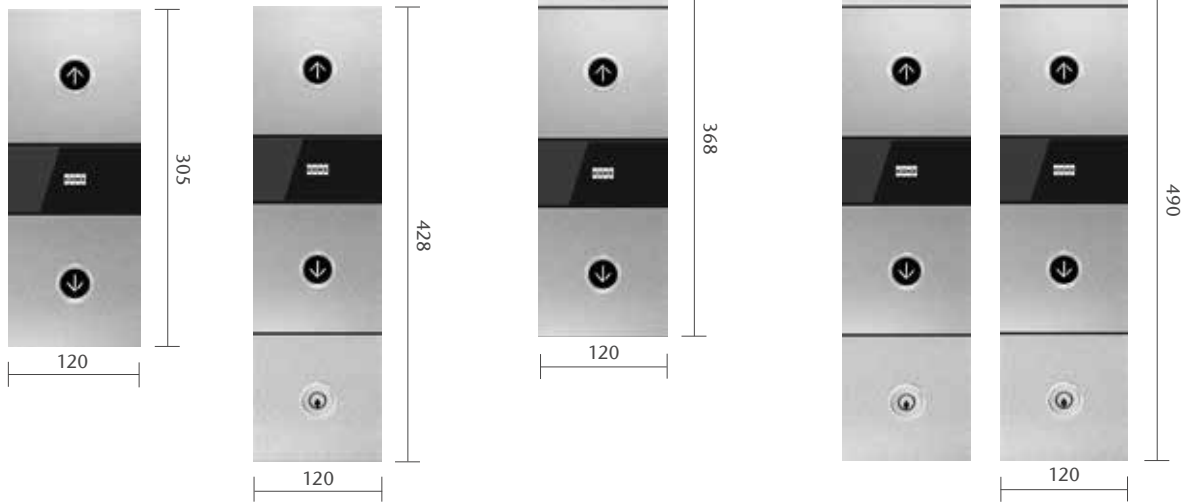


Flush mounted, brushed

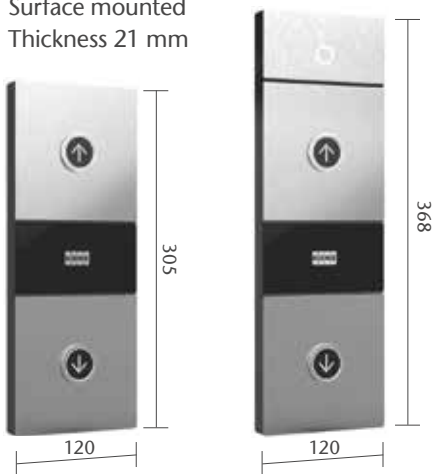
# LANDING DEVICES

## LANDING CALL STATION (LCS)

Flush mounted




Surface mounted  
Thickness 21 mm



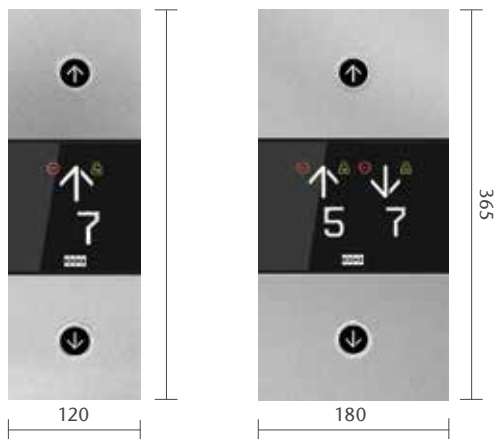
## LOCK MODULE

Surface mounted  
Thickness 21 mm

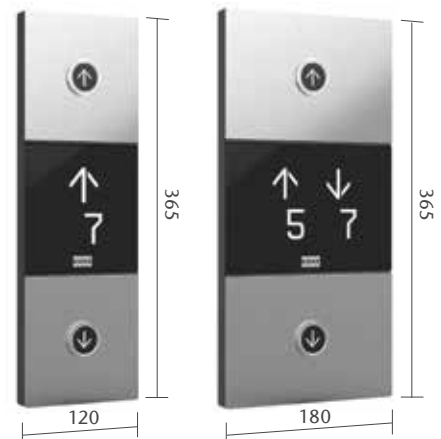


## LANDING CALL STATION WITH INDICATOR (LCI)

Flush mounted



Surface mounted  
Thickness 21 mm

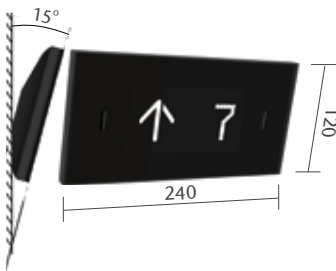


### HALL INDICATOR (HI)

Flush mounted

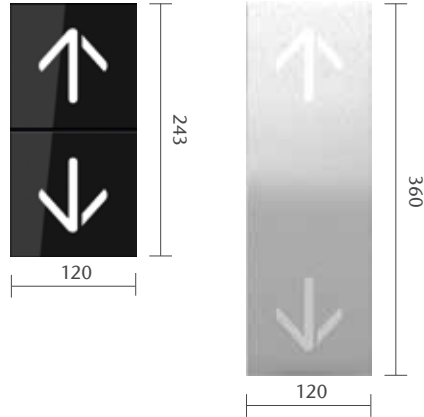


Surface mounted  
Thickness 33 mm

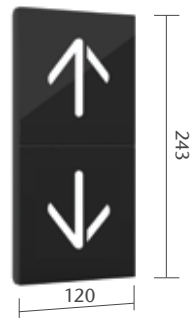


### HALL LANTERN (HL)

Flush mounted



Surface mounted  
Thickness 29 mm



### COP AND LANDING DEVICE FACEPLATE FINISHING



Copper satin stainless steel



Copper mirror stainless steel\*



Silver brushed stainless steel



Silver mirror polished stainless steel



Indirect silver stainless steel



Dark gray brushed stainless steel



Black mirror stainless steel\*



Golden brushed stainless steel\*



Golden mirror polished stainless steel\*



Indirect golden stainless steel\*

### DISPLAY TYPE/COLOR

- Segmented LCD: White
- Dot-matrix: White, red

### LANGUAGE

- English
- Simplified Chinese
- Traditional Chinese

NOTE: LCD displays have icons,  
language options are for dot  
matrix

\* Available for swing COP only

**KONE Corporation**  
[www.kone.com](http://www.kone.com)